

KBL4005 --- KBL410

SILICON BRIDGE RECTIFIER

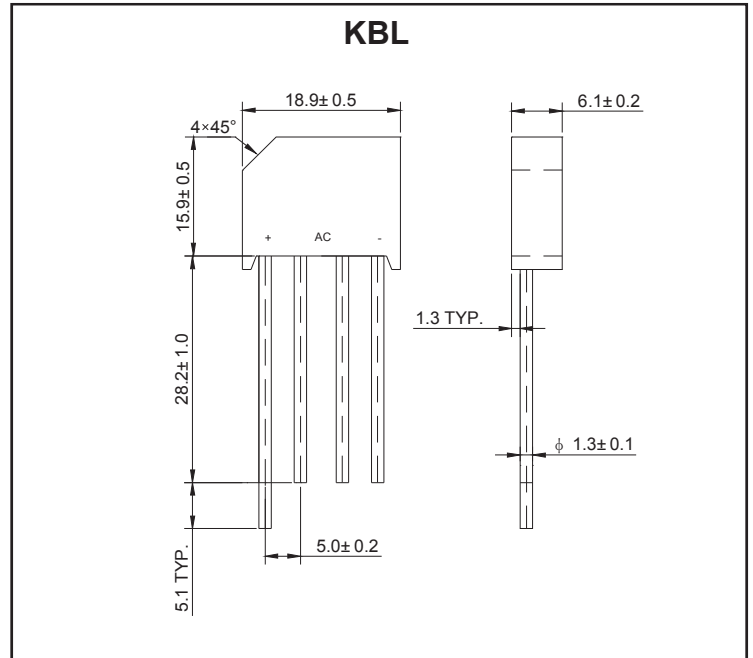
VOLTAGE RANGE: 50 --- 1000 V
CURRENT: 4.0 A

FEATURES

- Rating to 1000V PRV
- Surge overload rating to 150 Amperes peak
- Ideal for printed circuit board
- Reliable low cost construction utilizing molded plastic technique results in inexpensive product
- Lead solderable per MIL-STD-202 method 208

MECHANICAL DATA

- Case style: KBL plastic molded
- Mounting position: Any



MAXIMUM RATINGS AND CHARACTERISTICS

@ 25°C Ambient Temperature (unless otherwise noted) Single phase, half wave, 60 Hz, resistive or inductive load. For capacitive load, derate by 20%.

		KBL4005	KBL401	KBL402	KBL403	KBL404	KBL406	KBL408	KBL410	UNITS
Maximum recurrent peak reverse voltage	V_{RRM}	50	100	200	300	400	600	800	1000	V
Maximum RMS voltage	V_{RMS}	35	70	140	210	280	420	560	700	V
Maximum DC blocking voltage	V_{DC}	50	100	200	300	400	600	800	1000	V
Maximum average forward Output current @ $T_A=50^\circ\text{C}$	$I_{(AV)}$	4.0								A
Peak forward surge current 8.3ms single half-sine-wave superimposed on rated load	I_{FSM}	150								A
Maximum instantaneous forward voltage at 2.0 A	V_F	1.0								V
Maximum reverse current @ $T_A=25^\circ\text{C}$ at rated DC blocking voltage @ $T_A=100^\circ\text{C}$	I_R	10 1								μA mA
Operating junction temperature range	T_J	- 55 ---- + 150								$^\circ\text{C}$
Storage temperature range	T_{STG}	- 55 ---- + 150								$^\circ\text{C}$

RATINGS AND CHARACTERISTIC CURVES

FIG.1 – TYPICAL FORWARD CURRENT DERATING CURVE

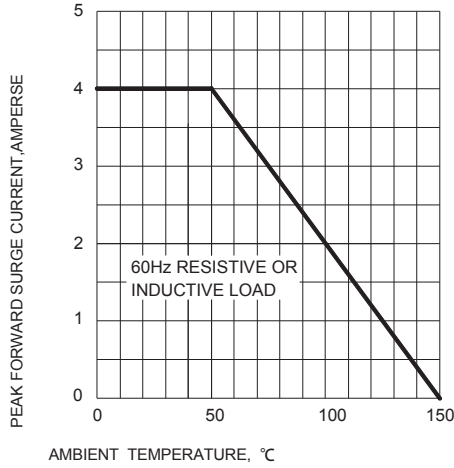


FIG.2 – MAXIMUM FORWARD SURGE CURRENT

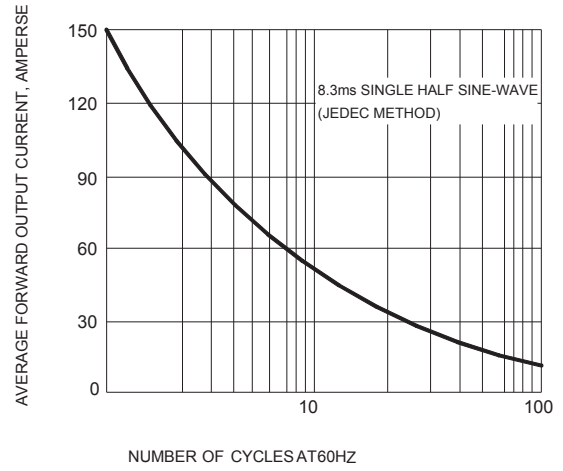


FIG.3 – TYPICAL FORWARD CHARACTERISTIC

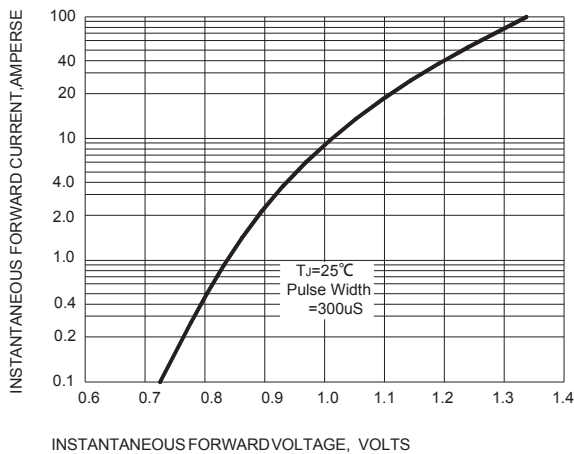


FIG.4 – TYPICAL REVERSE CHARACTERISTIC

